

ENERGY ANALYZER

VK-M96-C

VTEKE®

www.vteke.com.tr

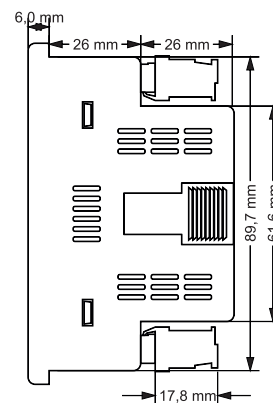
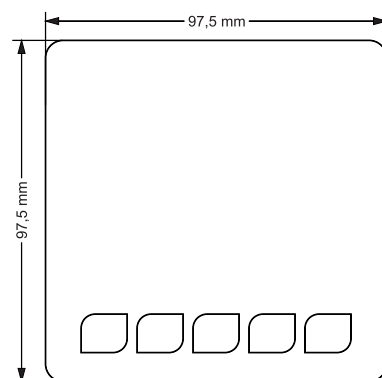
FEATURES

PARAMETER	VALUE
Active Power	P1, P2, P3
Q	S1, S2, S3
Voltage	phase-to-phase, phase-to-neutral (min, max & average values are saved)
Current	I1, I2, I3(min, max & demand are saved)
Frequency	F1, F2, F3 (min, max & average)
Energy	ΣkWh (import & export)
Phase Sequence	Phase Sequence Alarm
Relay Output	adjustable
Irregularities	voltage and current imbalances
Screen	71.5 x 61.5 LCD SCRscreen
Communication	RS485 Modbus RTU
Memory	You can delete energy values, demands records and event logs.
Password	Menu is password protected




TECHNICAL SPECIFICATIONS

PARAMETER	VALUE
Operating Voltage	85V - 240 AC
Operating Frequency	50 / 60 Hz
Operating Power	<10VA
Operating Temperature	-20°C.....55°C
Input Voltage (L-N)	5V - 330VAC
Voltage Measuring Range	5V - 330kV
Input Current	50mA - 5,5A
Current Measuring Range	50mA – 10,000A
Voltage, Current, Accuracy	%±1
Supported Connection	3P4W
Current Transformer Ratio	1....2000
Voltage Transformer Ratio	1,0....999
Weight	<300Gr
Protection Class	IP41[Front Panel], IP20[Body]
Panel Hole Measurement	91mm x 91mm
Connection Type	Plug-in Terminal Connection
Cable Diameter	1.5mm ²
Mounting	Assembly to panel front cover
Working Altitude	<2000 meter



SCREEN PARAMETERS



- 1 - It shows phase number belong to measurement values
- 2 - Showing values are minimum of measurement values
- 3 - Showing values are maximum of measurement values
- 4 - Showing values are average of measurement values
- 5 - Showing values are demand of measurement values
- 6 - It shows Serial Communications
- 7 - It shows that type of measurement values
- 8- It shows phase sequence. "L123" means that phase sequence is correct."L132" means that phase sequence is incorrect.

CONNECTION DIAGRAM

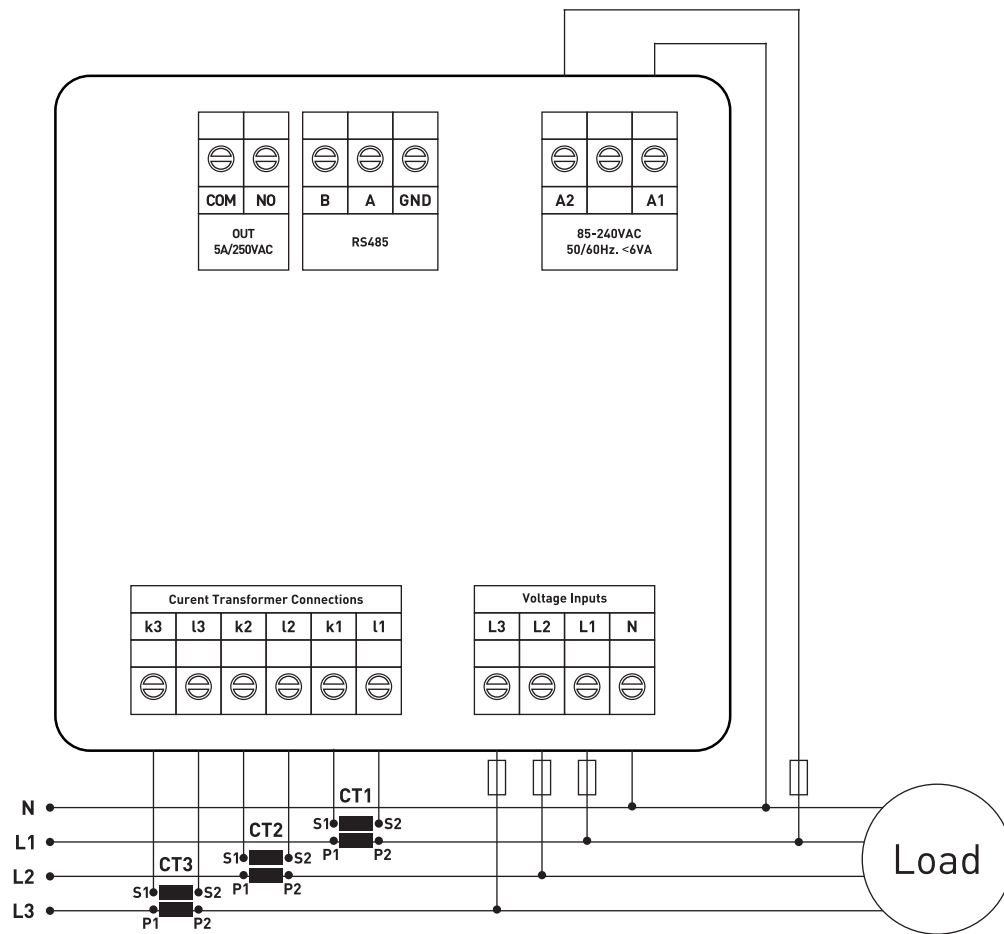


Figure-1: 3P4W connection type: 3 phase current and 3 phase voltage and neutral.

VALUES TABLE

Menu	Parameter Number	Parameter	Unit	Default Value	Minimum Value	Maximum Value
SETUP	Pr.1	Current Transformer Ratio	-	1	1	2000
	Pr.2	Voltage Transformer Ratio	-	1	1	999
	Pr.3	C.T. Cable Turn Number	Round	1	1	20
	Pr.4	Demand Time	Minute	15	1	120
	Pr.5	Demand Delete	-	-	-	-
	Pr.6	Energy Delete	-	-	-	-
GENERAL SET	Pr.7	Password Change	-	0000	0000	9999
	Pr.8	Password Protection	-	Disable	Disable	Enable
RS485	Pr.9	ModBus ID	-	1	1	247
	Pr.10	ModBus BaudRate	bps	9600	1200	38400
ABOUT	Pr.11	Serial Number	-	-	-	-
	Pr.12	Version	-	-	-	-