

TK60 SERIES CURRENT TRANSFORMER

TK60 SERIES

VTEKE[®]

www.vteke.com.tr

FEATURES

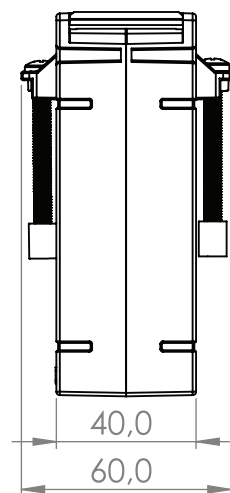
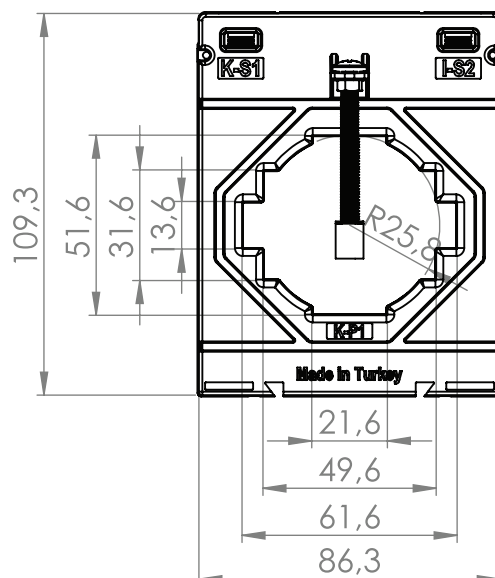
Window-type current transformer with sealable terminal cover, suitable for primary currents from 400A to 1250A AC; available in 1A or 5A AC secondary current; and accuracy classes 0.1, 0.2S, 0.2, 0.5S, 0.5 or Class 1.0.

TECHNICAL DATA

PARAMETER	VALUE
Standarts	IEC 60044-1, IEC 61869-2, VDE 0414-1, DIN57414, BS3938, BS7626, EN 61869-2
CT Ratio	From 400A to 1250A
Rated Power	Up to 20VA
Accuracy class	Class 1, 0.5, 0.5S, 0.2, 0.2S, 0.1
Terminal	Integral terminal cover, high cross section brass terminal for extra safety
Case	Non-flammable self-extinguishing ABS/PC
Mounting	Various mounting options
Ambient temperature (operation)	-25 C ~ +85 C
Primary conductor	60 x 10 mm
Round conductor	Ø 51 mm
Number of input	1
Thermal rated short-time current	$I_{th} = 60 \text{ kA}$
Thermal rated continuous current	$I_d = 1 * I_n$
Rated frequency	50 Hz ... 60 Hz
Surge current limitation factor	FS 5
Test voltage	3 kV for 1 min
Max system voltage	0.72 kV



DIMENSION



PRODUCT CODES

SERIES	CURRENT RATIO	CLASS					
		1	0.5	0.5S	0.2	0.2S	0.1
TK60	400/5	5	5	-	-	-	-
	500/5	5	5	-	-	-	-
	600/5	10	10/15	5	5	-	-
	630/5	10	10/15	5	5	-	-
	800/5	10	10/15	10	10	5	-
	1000/5	15	15	15	15	10	-
	1200/5	15	15	15	15	15	15
	1250/5	15	15	15	15	15	15

XX-XXX-XXXX-X-X-XX

SERIES CODE	HOLE SIZE (mm)	PRIMARY (A)	SECONDARY (A)	CLASS		BURDEN (VA)	
				CODE	CLASS	CODE	VA
CK	20	40	1	1	1	01	1
TK	30S	.	5	2	0.5	02	1.5
DK	30	.		3	0.5S	03	2.5
	40	.		4	0.1	04	3.75
	60	.		5	0.1S	05	5
	80	5000		6	0.2	06	7.5
	100			7	0.2S	07	10
	125			8	5	08	12.5
				9	3	09	15
						10	20
					11	25	
					12	30	
					13	40	
					14	50	
					15	60	

CURRENT TRANSFORMER CODING MAP

Order TK60 1200/5A, CL.0.5, 15 VA
Code: TK6012005209

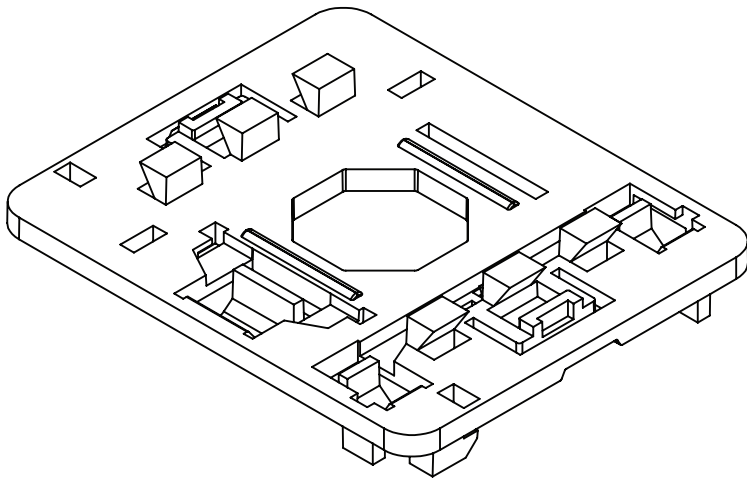
NOTE:

- Different specifications can be supplied on request.
- Different amper ratio, burden and 1A secondary current can be supplied on request
- DIN rail mountaing clip can be supplied on request

INSTALLATION OPTIONS:

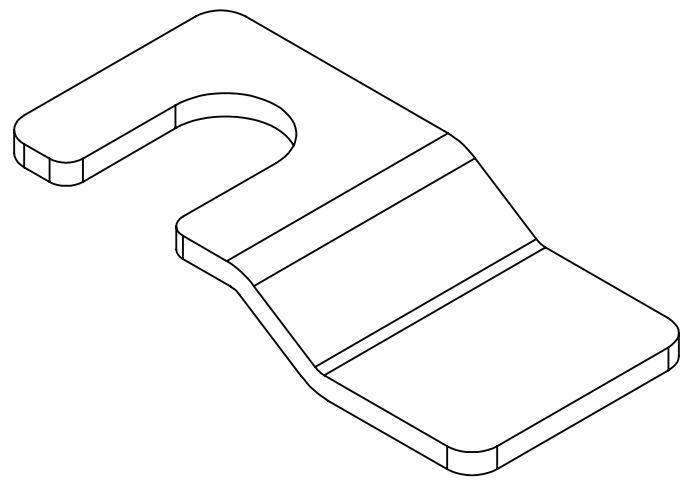
- Metal feet for wall or base mounting
- DIN rail mountaing clip
- Primary single or multi busbar mounting

DIN rail mountaing clip



KK0001

METAL FEET



KK0002

Loss in copper wires between instrument and CT for 5A secondary

LOSS IN VA (FOR BOTH WIRES)						
Wire section in mm ²	CURRENT RATIO			BURDEN (VA)		
1.5	0.6	1.19	2.38	3.57	4.76	5.95
2.5	0.36	0.71	1.43	2.14	2.86	3.57
4	0.22	0.45	0.89	1.34	1.79	2.23
6	0.15	0.3	0.60	1.89	1.19	1.49
10	0.09	0.18	0.36	0.54	0.71	0.89